

Human LILRB4/CD85k/ILT3 Protein

Cat. No. LIL-HM2B4

Description

Source	Recombinant Human LILRB4/CD85k/ILT3 Protein is expressed from HEK293 with hFc tag at the C-Terminus. It contains Gln22-Arg256.
Accession	AAH26309
Molecular Weight	The protein has a predicted MW of 52.6 kDa. Due to glycosylation, the protein migrates to 60-68 kDa based on Bis-Tris PAGE result.
Endotoxin	Less than 1EU per μg by the LAL method.
Purity	> 95% as determined by Bis-Tris PAGE > 95% as determined by HPLC

Formulation and Storage

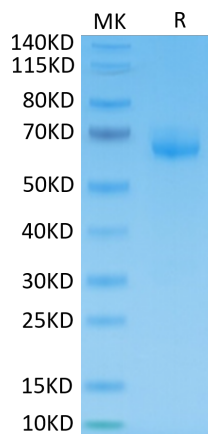
Formulation	Lyophilized from 0.22 μm filtered solution in PBS (pH 7.4). Normally 8% trehalose is added as protectant before lyophilization.
Reconstitution	Centrifuge the tube before opening. Reconstituting to a concentration more than 100 $\mu\text{g}/\text{ml}$ is recommended. Dissolve the lyophilized protein in distilled water.
Storage	-20 to -80°C for 12 months as supplied from date of receipt. -80°C for 3 months after reconstitution. Recommend to aliquot the protein into smaller quantities for optimal storage. Please minimize freeze-thaw cycles.

Background

LILRB4, also known as CD85k and LIR-5, ILT3, is an approximately 60 kDa transmembrane glycoprotein that negatively regulates immune cell activation. Mature human ILT3 consists of a 238 amino acid (aa) extracellular domain with two Ig-like domains, a 21 aa transmembrane segment, and a 168 aa cytoplasmic domain with 3 immunoreceptor tyrosine-based inhibitory motifs (ITIM). LILRB4 is receptor for class I MHC antigens. Recognizes a broad spectrum of HLA-A, HLA-B, HLA-C and HLA-G alleles.

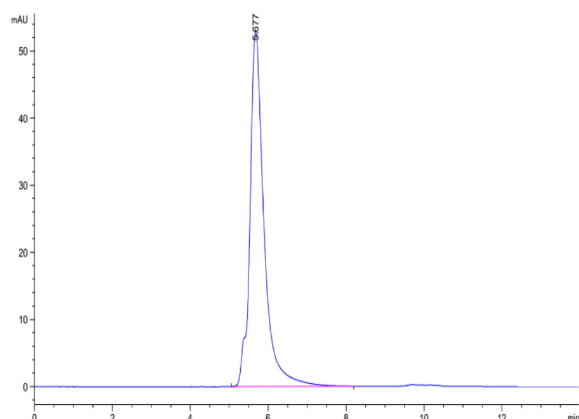
Assay Data

Bis-Tris PAGE



Human LILRB4 on Bis-Tris PAGE under reduced condition. The purity is greater than 95%.

SEC-HPLC



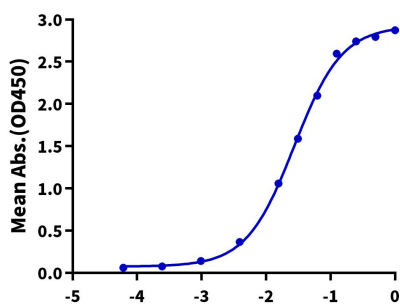
The purity of Human LILRB4 is greater than 95% as determined by SEC-HPLC.

Assay Data

ELISA Data

Human LILRB4, hFc Tag ELISA

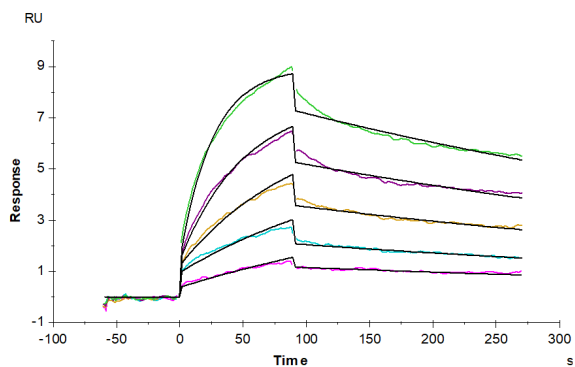
0.1µg Human LILRB4, hFc Tag Per Well



Immobilized Human LILRB4, hFc Tag at 1µg/ml (100µl/well) on the plate. Dose response curve for Biotinylated Anti-LILRB4 Antibody, hFc Tag with the EC50 of 27.3ng/ml determined by ELISA (QC Test).

Log Biotinylated Anti-LILRB4 Antibody, hFc Tag Conc.(µg/ml)

SPR Data



Human LILRB4, hFc Tag captured on CM5 Chip via Protein A can bind Human APOE 4, His Tag with an affinity constant of 74.20 nM as determined in SPR assay (Biacore T200).